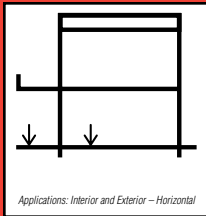



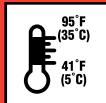


Mapecem[®] Quickpatch[®]

**High-performance, high-flow
concrete patch**



Applications: Interior and Exterior – Horizontal



DESCRIPTION

Mapecem Quickpatch is a versatile, fast-setting, cementitious material used for the patching of interior/exterior concrete surfaces including concrete floors, driveways, sidewalks and concrete pads. *Mapecem Quickpatch* features extraordinary ease of placement, with a variable water ratio and outstanding workability. Light gray *Mapecem Quickpatch* can be applied from featheredge to 3" (7,5 cm) for ramping or filling. That makes it ideal for restoring weathered, damaged concrete surfaces to a uniform, superior wearing and better-than-new appearance. When used for horizontal substrate repair before application of self-leveling underlayments, *Mapecem Quickpatch* sets fast for easy and cost-efficient repairs, minimizing job-site turnaround time.

- Natural gray to blend with existing concrete

USES

- Patching concrete floors
- Patching exterior concrete, sidewalks and driveways
- Smoothing and ramping elevation changes
- Patching finished concrete surfaces where concrete's natural gray color is desired

RECOMMENDED SUBSTRATES

- Sound, stable, clean, horizontal interior and exterior concrete surfaces
- Properly prepared terrazzo, ceramic, stone and quarry tile

TECHNICAL NOTES

- *Mapecem Quickpatch* is natural light gray and can be used as final wear surface.
- *Mapecem Quickpatch* can be installed from featheredge to 3" (7,5 cm) neat in confined areas.
- *Mapecem Quickpatch* can be primed and covered with a leveler, MAPEI's *Concrete Renew*[™] or another topping in as little as 30 minutes depending on temperature.
- *Mapecem Quickpatch* can be colored with iron oxide pigments and liquid color packs. Verify compatibility before use.
- *Mapecem Quickpatch* is compatible with most sealers, dyes and concrete stains.
- *Mapecem Quickpatch* can be used for exterior concrete repairs and has excellent resistance to freeze/thaw cycles.
- *Mapecem Quickpatch* can be applied from 41°F to 95°F (5°C to 35°C). Allow for extra cure time when temperatures are below 65°F (18°C). Follow ACI guidelines when installing above 85°F (29°C).

Consult MAPEI's Technical Services Department for installation recommendations regarding substrates and conditions not listed.

Mapecem® Quickpatch

INSTRUCTIONS

1. Surface Preparation

- 1.1 All substrates must be structurally sound, stable and clean.
- 1.2 Thoroughly clean the surface of any substance that could interfere with the bond or the installation material including dirt, paint, tar, asphalt, wax, oil, grease, latex compounds, sealers, curing compounds, form release agents, laitance, loose toppings, foreign substances and adhesive residues.
- 1.3 Concrete substrate and ambient temperatures must be at least 41°F (5°C) and not exceed 95°F (35°C) before application. Temperatures must be maintained within this range for at least 4 hours after the installation of *Mapecem Quickpatch*. Protect from rain and fluid for 24 hours after application, and from freezing for 7 days after application.
- 1.4 If necessary, mechanically remove weak concrete surface down to solid concrete, meeting at least 175 psi (1,21 MPa) tensile bond strengths.
- 1.5 If using *Mapecem Quickpatch* for a final finished surface, repair all cracks in the substrate using conventional repair techniques before applying product. Use *Planibond® EBA* for crack repair (see Technical Data Sheet for instructions). Cracks will often telegraph through any overlay material. While crack repair is recommended before application of *Mapecem Quickpatch*, MAPEI does not warrant that cracks will not reappear, even when following established repair techniques.
- 1.6 For best results, some porous or very dry substrates should be SSD (saturate surface-dry) with water.

2. Mixing

- 2.1 Into a clean mixing container, pour the required amount of cool, clean potable water. If available water is not cool, chill water to 70°F (21°C). Depending on application and desired consistency, mix with 0.81 U.S. qt. (0,77 L) to up to 1 U.S. qt. (0,95 L) water per 10-lb. (4,54-kg) bag of *Mapecem Quickpatch*. Place water in mixing pail and mix product while slowly adding powder. The mixing ratio must remain consistent. Do not overwater material.
- 2.2 Mix with medium-speed drill (at 550 to 800 rpm), with a box or other appropriate paddle for at least 2 to 3 minutes, ensuring lump-free consistency.
- 2.3 Do not add cements or other admixtures to *Mapecem Quickpatch*.
- 2.4 *Mapecem Quickpatch* can be extended up to 30% with clean, stable 3/8" (10 mm) aggregate for uses greater than 3" (7,5 cm) in depth .
- 2.5 Do not mix more material than can be applied in 15 to 20 minutes. Do not re-temper or add more mix water.

3. Application

- 3.1 Before application, test all surface treatments on a small sample area to ensure the desired results.
- 3.2 Do not apply over wet surfaces.
- 3.3 Do not apply when rain is expected before sealing the surface or until the product is well-cured.
- 3.4 Primer is not required over clean, dry, well-prepared concrete substrates.
- 3.5 Primer may be required for nonporous substrates like ceramic, quarry tile, terrazzo, or when *Mapecem Quickpatch* is used as a final finished surface. Use *Primer L™* (formerly Ultraprime L) for porous substrates, and *Mapeprime™ 1K* or *Primer WE™* (formerly Ultraprime WE) for nonporous substrates (see primer's Technical Data Sheets for instructions).
- 3.6 Immediately after mixing, pour the *Mapecem Quickpatch* onto the surface and work it in to obtain an excellent mechanical bond. Allow the product to set before finishing.
- 3.7 When using *Mapecem Quickpatch* as a final wear surface, apply an appropriate finish (such as a broom finish) shortly after the material has been placed.
- 3.8 *Mapecem Quickpatch* can be covered with a MAPEI leveler, *Ultra SkimCoat™*, tile-setting materials and other adhesives in as soon as 45 to 60 minutes (depending on temperature) after application. Wood floors and adhesives sensitive to moisture can be used over *Mapecem Quickpatch* in as soon as 16 hours. Always use standard ACI and ICRI guidelines for best results.

4. Expansion and Control Joints

- 4.1 Honor all expansion and control joints. Cut them as soon as the *Mapecem Quickpatch* has cured hard enough to walk on without damaging the surface.
- 4.2 Do not allow *Mapecem Quickpatch* to bridge any moving expansion or control joint.
- 4.3 For nosing repairs or for repairs subject to high loads or heavy traffic, follow ACI and ICRI guidelines.

5. Curing

- 5.1 *Mapecem Quickpatch* is self-curing; do not use a damp-curing method.
- 5.2 *Mapecem Quickpatch* can be sealed with compatible water-based or solvent-based sealers within a few hours of placement when temperatures are above 70°F (21°C).
- 5.3 Avoid walking on the installed surface for at 45 to 60 minutes after installation, depending on temperature and humidity conditions.



TECHNICAL DATA (based on 73°F [23°C] and 50% relative humidity)

Pot life.....	20 minutes
Open time†	5 to 20 minutes after applying
Application temperature range.....	41°F to 95°F (5°C to 35°C)
Initial set	35 to 40 minutes
Final set	50 minutes
Drying time	16 hours (curing time)
Compressive strength (ASTM C109)	
4 hours	> 1,650 psi (11,4 MPa)
24 hours	> 2,700 psi (18,6 MPa)
7 days	> 3,700 psi (25,5 MPa)
28 days	> 4,000 psi (27,6 MPa)
Flexural strength (ASTM C348-02)	
28 days	> 1,200 psi (8,28 MPa)
Color	Natural gray
Shelf life	
10-lb. (4,54-kg) bag	1 year when stored in original, unopened container at 73°F (23°C) in a dry, heated area
25-lb. (11,3-kg) bag	3 months when stored in original, unopened container at 73°F (23°C) in a dry, heated area
Health and safety.....	Consult the Material Safety Data Sheet (MSDS) for safe-handling instructions.

† Open times vary based on temperature, humidity, substrate, application techniques and job-site conditions.

MIXING RATIO

Mix 0.81 to 1 U.S. qt. (0,77 to 0,95 L) of water with 10 lbs. (4,54 kg) of *Mapecem Quickpatch*.
In smaller amounts, mix 1 part water with 3.5 to 4 parts *Mapecem Quickpatch* by volume.

PACKAGING

Bags: 10 lbs. (4,54 kg); 25 lbs. (11,3 kg)

APPROXIMATE COVERAGE* per 10-lb (4,54-kg) bag

4 to 5 sq. ft. (0,37 to 0,46 m²) at 1/4" (6 mm)

* Coverages shown are given for estimating purposes only. Actual job-site coverages may vary according to substrate conditions, type of equipment used, thickness applied, handling and application procedures.

6. Cleaning

Wash hands and tools with water promptly before material hardens. Cured material must be mechanically removed.

7. Protection

- 7.1 Protect from traffic, dirt and dust and moisture until *Mapecem Quickpatch* is cured.
- 7.2 Do not expose *Mapecem Quickpatch* to rolling or dynamic loads for at least 24 hours after installation.

Note: Cooler conditions require longer curing times before exposing to significant traffic.
- 7.3 Test all surface treatments on a small sample area, before application, to ensure the desired results.

Mapecem®
Quickpatch

NOTICE

Before using, user shall determine the suitability of the product for its intended use and user alone assumes all risks and liability whatsoever in connection therewith. **ANY CLAIM SHALL BE DEEMED WAIVED UNLESS MADE IN WRITING TO US WITHIN FIFTEEN (15) DAYS FROM DATE IT WAS, OR REASONABLY SHOULD HAVE BEEN, DISCOVERED.**

MAPEI

Headquarters of the Americas

1144 East Newport Center Drive
Deerfield Beach, Florida 33442
Phone: 1-888-US-MAPEI (1-888-876-2734)
Fax: (954) 246-8800

Customer Service

1-800-42-MAPEI (1-800-426-2734)

Technical Services

1-800-992-6273 (U.S. and Puerto Rico)
1-800-361-9309 (Canada)

Additional Information

Website: www.mapei.com

MAPEI – USA

Ft. Lauderdale, Florida
Fredericksburg, Virginia
Garland, Texas
San Bernardino, California
South River, New Jersey
Tempe, Arizona
West Chicago, Illinois

MAPEI – Canada

Laval, Quebec
Delta, British Columbia
Brampton, Ontario

MAPEI – Argentina

Buenos Aires

MAPEI – Puerto Rico

Dorado

MAPEI – Venezuela

Caracas, Ref. J-30312350-3

For the most current product
and warranty data, visit
www.mapei.com.



PR4914 MQPD_B08Evp
© 2008 MAPEI Corporation. All Rights Reserved.
Printed in the USA